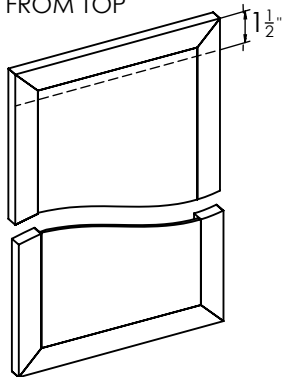
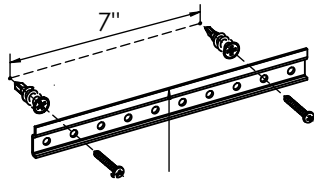


STEP 1: HOLD MIRROR AT DESIRED HEIGHT & MARK 1 1/2" DOWN FROM TOP



STEP 2: INSTALL TWO LARGE ANCHORS 7" APART ALONG MARK & MOUNT RAIL



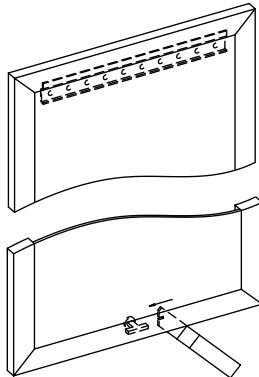
FOR 35" MIRROR: $35 \frac{1}{8}$ " FROM TOP OF WALL RAIL

FOR 47" MIRROR: $46 \frac{7}{16}$ " FROM TOP OF WALL RAIL



STEP 3: PRE-DRILL HOLE, INSERT ANCHOR AND SCREW IN T-BOLT

STEP 4: HANG MIRROR TOP ON RAIL, LOWER BOTTOM OVER T-BOLT



STEP 5: USE CURVED TOOL TO ROTATE T-BOLT BEHIND MIRROR UNTIL IT CONTACTS INSIDE FRAME

